


2015



3

2014

4

	993,667,449.67	868,013,500.13		14.48%
	49,791,423.94	-26,978,439.81		284.56%
	41,983,227.77	-31,859,942.13		231.77%
	126,716,181.27	59,790,366.49		111.93%
/	0.0631	-0.0342		284.50%
/	0.0631	-0.0342		284.50%
	2.02%	-1.11%		3.13%
	5,539,988,186.30	5,360,256,473.07		3.35%
	2,485,693,363.84	2,448,652,545.56		1.51%
	993,667,449.67	693,144,733.83	868,013,500.13	14.48%
	49,791,423.94	-26,978,439.81	-26,978,439.81	284.56%

	41,983,227.77	-31,859,942.13	-31,859,942.13	231.77%
	126,716,181.27	29,734,998.11	59,790,366.49	111.93%
/	0.0631	-0.0342	-0.0342	284.50%
/	0.0631	-0.0342	-0.0342	284.50%
	2.02%	-1.11%	-1.11%	3.13%
	5,539,988,186.30	5,360,256,473.07	5,360,256,473.07	3.35%
	2,485,693,363.84	2,448,652,545.56	2,448,652,545.56	1.51%

	165,571.91	
	1,574,478.67	
	97,663.46	
	7,808,196.17	--

1

1

1

2015

99,366.74

14%

4979.14

285%

63.60%

2269



	57,140,035.45	88,307,672.71	-35.29%	3018
	55,426.15	-182,809.47	-130.32%	
	271,015,302.79	593,274,301.21	-54.32%	
	102,627,156.68	46,222,046.34	122.03%	
	12,412,964.32	30,888,607.65	-59.81%	3400
	173,083,924.44	468,532,255.74	-63.06%	30000
	877,018,276.27	664,083,760.04	32.06%	

63.60%

1	310,883,459.29	191,409,101.66	38.43%	35.14%	13.42%	11.79%
2	646,763,547.53					

	973,618,621.53	793,082,946.39	18.54%	13.78%	8.71%	3.80%
	954,993,268.67	774,998,929.76	18.85%	11.60%	6.23%	4.10%
	18,625,352.86	18,084,016.63	2.91%	-27.04%	-27.45%	0.54%
	973,618,621.53	793,082,946.39	18.54%	13.78%	8.71%	3.80%

2015 4 8

2014

1

1

10,527,900.00	0.00	100.00%
		35.00%

2

3

4

2

1

				2,000				2,000		6.87	6.87	
				14,000				14,000		56.66	58.33	
				500				500		2.43	2.43	
				16,500	--	--	--	16,500		65.96	67.63	
				0								
)				2015 3 25								
)												

2

3

3

4

				50,000,000.00	86,958,716.79	81,066,239.55	2,101,000.00	874,940.46	603,086.47
				265,000,000.00	880,711,068.70	274,800,754.00	397,946,131.36	-1,851,845.68	1,626,490.69
			2015 12 31						
				3,000,000.00	13,678,002.39	5,409,857.22	9,944,476.38	587,914.67	438,198.94
				50,000,000.00	203,179,102.72	67,315,913.69	6,136,577.31	-1,692,945.09	410,422.81
()				99,222,900.00	132,689,575.83	99,222,900.00			
				34,300,000.00	231,223,140.43	35,410,722.13	48,846,138.70	5,513,655.42	4,808,129.41

--	--	--	--	--	--	--	--	--	--

				161,467,939.83	207,278,131.91	155,318,503.21		-2,833,176.13	-2,833,176.13
				10,000,000.00	61,281,659.37	39,990,853.04	12,946,939.15	943,432.53	722,835.67
				421,875,000.00	634,891,114.85	478,134,208.15	21,648,733.33	8,100,421.92	6,986,213.26
				150,000,000.00	410,471,331.56	148,179,975.94			
				191,631,600.00	842,348,902.69	286,284,744.99	64,939,979.37	26,201,386.88	22,692,678.61
			3	30,000,000.00	171,695,000.62	47,629,055.21	32,943,957.79	-2,194,554.66	-264,089.85
			();	5,000,000.00	34,421,873.40	-594,898.49		-538,754.73	-538,754.73
				300,000,000.00	370,877,081.37	228,806,643.45	21,142,383.21	1,099,627.82	1,504,013.01

				78,380,000	536,393,36	192,023,55	454,984,79	30,611,01	21,886,256.9
				00	6.77	2.11	0.26	2.55	1

			LNG	55,000,000.00	150,498,007.12	54,382,704.43	13,674,198.01	1,414,398.97	1,414,398.97
			PTA	488,000,000	7,783,786,174.27	1,364,366,468.47	2,684,678,576.43	-204,258,038.49	-202,894,167.17
				500,000,000.00	9,988,950,165.07	6,740,183,653.11	3,109,605,290.66	728,597,175.65	544,954,522.95

5

	1,598.79	1,052.79	1,598.79	100.00%	444.68		
	2,000	10.45	1,112.54	55.60%			
	22,000	3,213.77	10,438.72	47.45%			
	80,828	2,277.94	9,074.57	11.23%			
	19,887	1,149.92	6,808.3	34.23%			

	126,313.79	7,704.87	29,032.92	--	--	--	--

2015 1-9

	3,200	--	5,300	-2,774.27		215.35%	--	291.04%
/	0.0405	--	0.0671	-0.0351		215.29%	--	290.94%
	18.18%							
	5,999							

2015 4 3

2015 5 6

2014

2014

789,540,919

10 0.15

11,843,113.79

2015 6 30

2014

2015 6 24

2014

2015 01 30				Asgard Fund Management	
2015 04 08					2014 2014

2015 04 08

2014

()			()	()	()		
2014 3							
	461.33					2015 4 8	2015 4 8
2014 3 31							2014
	2,120.5					2015 4 8	2015 4 8

2120.50 2014 10 27			2015				2014
2015 4 21							

1,590

1590

1

2

3

1

						9,736.38	97.00%	30,000				2012 07 11	

													2012 7 11
						248.24	2.47%	480				2015 03 25	2015 3 25

						15.45	1.05%	20				2015 03 25	
						12.31	0.84%	50				2015 03 25	
						97.9	6.69%	127.2				2015 03 25	
						8.53	0.58%	22.7				2015 03 25	
						22.75	1.55%	21.56				2015 03 25	
						163.62	11.17%	500				2015 03 25	
						38.9	2.66%	255.5				2015 03 25	
						9.43	0.64%	24.1				2015 03 25	

						1.25	0.09%	2				2015 03 25	
						140.84	9.62%	300				2015 03 25	
						9.46	0.65%	20				2015 03 25	
						36.37	2.48%	45				2015 03 25	
						119.88	8.19%	210				2015 03 25	
						24.6	1.68%	60				2015 03 25	
						4.47	0.31%						
						21.08	1.44%						
						1.13	0.08%						

--	--	--	--	--	--	--	--	--	--	--	--	--	--	--

													PTA
													2015 3 25
						244.54	22.16%	500					2015 03 25
													2015
						2.2	0.20%	5					2015 03 25

2015

3

25

						17.35	1.57%	36				2015 03 25	
						1.52	0.14%	3.5				2015 03 25	

9.6 0.87%

													2015
						29.02	15.01%	58.39					2015 03 25
						2.8	1.45%						
				--	--	12,831.4 1	--	75,127.8 3	--	--	--	--	--

2

--	--	--	--	--	--	--	--	--	--	--	--	--	--

317.65 700.88 700.88 703.84 253.47 2014 7 2014
26 7
26

				253.47								

3

4



5

1

1

2

3

10%

10%

2

	2014 06 07	40,000		28,311		8		

2008 04
09

412

412

	2015 05 16	10,080		0			
	2014 01 24	15,000	2014 03 05	0		2014/3/5-201 5/3/5	
	2014 01 24	2,000	2014 03 05	0		2014/3/5-201 5/3/5	
	2014 01 24	3,000	2014 03 05	0		2014/3/5-201 5/3/5	
	2014 05 05	11,000	2014 04 30	0		2014/4/30-20 15/4/30	
	2014 05 14	2,000	2014 06 06	0		015/06/05	

A3+B3+C3		A4+B4+C4	
A4+B4+C4		58.50%	
D		0	
E 70%		28,311	
F 50%		21,133	
D+E+F		21,133	

1

3

4

5%

			2012 12 04		

26				2014-049			
						2201-1#	
					2201-2#		
3	2014	10	29				2014
10	30					2014-062	
	53060			30%		10050.69	
				1.4			
	80						
4	2015	2	15				2015
2	17					2015-012	
5	2015	3	24				2015
3	25					2015-018	
6	2015	4	3			4	20
							2015
				2015	4	4	4
							21
				2015-024	2015-033		

2015 4 20

7 2015 5 8

2011 2015 5 7

2011

2015 AA-

AA 2014 6 17

ST

8 2015 6 24

18.18%

330,000,000.00

18.18% 59,994,000.00

	17,397,141	2.20%						17,397,141	2.20%
1									
2									
3	17,397,141	2.20%						17,397,141	2.20%
	17,380,440	2.20%						17,380,440	2.20%
	16,701	0.00%						16,701	0.00%
4									
	772,143,778	97.80%						772,143,778	97.80%
1	772,143,778	97.80%						772,143,778	97.80%
2									
3									
4									
	789,540,919	100.00%						789,540,919	100.00%

			122,608		8	0
5%		10				
		25.83%	203,923,947	/	0	203,923,947
		1.81%	14,256,000	/	14,256,000	0
		0.39%	3,088,800	/	3,088,800	0
		0.38%	3,010,254	+3,010,254	0	3,010,254
		0.38%	3,000,000	+3,000,000	0	3,000,000
		0.22%	1,747,300	+1,747,300	0	1,747,300
		0.20%	1,599,400	+1,599,400	0	1,599,400
		0.20%	1,561,082	+422,245	0	1,561,082
		0.15%	1,185,200	+1,185,200	0	1,185,200
		0.14%	1,103,000	+1,103,000	0	1,103,000
10	3					

	1,455,889.84	1,049,505.67
	1,139,224,435.20	1,115,070,457.00
	1,346,177,118.11	1,038,220,906.94
	271,015,302.79	593,274,301.21
	148,398,054.19	151,631,351.49
	1,822,004,851.25	1,767,215,564.98
	362,430,289.71	313,894,264.55
		41,117.96
	55,426.15	-182,809.47
	240,968,849.79	243,559,547.08
	11,003,811.22	11,003,811.22
	7,047,007.98	7,501,047.81
	22,483,950.89	23,097,430.55
	169,179,089.02	95,929,481.75
	4,400,763,751.10	4,245,186,016.07
	5,539,988,186.30	5,360,256,473.07
	375,000,000.00	400,500,000.00
	173,783,674.47	254,473,792.80
	278,259,429.46	243,751,836.33

	102,627,156.68	46,222,046.34
	33,502,353.10	38,965,826.63
	680,612.43	-1,388,060.52
	12,412,964.32	30,888,607.65
	10,559,766.89	11,608,958.09
	173,083,924.44	468,532,255.74

	764,034,575.81	764,201,611.33
	63.15	-48.99
	78,244.81	157,950.05
	138,522,789.85	138,522,789.85
	793,516,771.22	756,229,324.32

	851,433,246.52	543,477,035.35
	29,314,399.90	31,414,399.90
	1,909,520,360.90	2,230,147,203.11
	3,948,663.49	4,178,386.30
	188,937.60	10,797.62
	2,160,415.45	2,648,823.91
	2,796,566,023.86	2,811,876,646.19
	3,461,640,022.85	3,861,623,391.58
	220,000,000.00	350,000,000.00
	4,088,752.36	3,850,000.00
	972,768.53	592,777.72
	11,333,333.24	30,080,095.93

	735,857,733.54	1,068,831,072.22
	251,154,000.00	251,154,000.00
	498,990,000.00	498,232,500.00
	750,144,000.00	749,386,500.00
	1,486,001,733.54	1,818,217,572.22
	789,540,919.00	789,540,919.00
	629,359,045.65	629,359,045.65
	122,467,554.78	122,467,554.78
	434,270,769.88	502,038,299.93
	1,975,638,289.31	2,043,405,819.36
	3,461,640,022.85	3,861,623,391.58

3

	993,667,449.67	868,013,500.13

	993,667,449.67	868,013,500.13
	974,372,621.33	867,486,604.21

	112.14	
	112.14	
1.		
2.		
	112.14	
1.		
2.		
3.		
4.		
5.	112.14	
6.		
	53,196,076.33	-26,433,249.60
	49,791,536.08	-26,978,439.81
	3,404,540.25	545,190.21
	0.0631	-0.0342
	0.0631	-0.0342
	0.00	0.00


4

	4,804,065.98	1,121,153.33
	0.00	0.00
	634,213.15	396,405.69
	14,180,939.45	10,873,160.64
	24,891,177.41	20,996,432.13
		-16,348.58
	-22,522,152.27	-21,316,780.03
	-57,424,416.30	-52,445,276.58
	2,000,000.04	24.00
	500,000.00	530,646.25
		57,696.25
	-55,924,416.26	-52,975,898.83
	-55,924,416.26	-52,975,898.83
1.		
2.		
1.		

2.		
3.		
4.		
5.		
6.		
	-55,924,416.26	-52,975,898.83

5

	1,155,324,967.81	869,906,295.98
	7,645,349.31	5,425,759.04
	183,559,764.14	189,611,415.94
	1,346,530,081.26	1,064,943,470.96



	34,607,900.00	1,099,175.98
	560,280,259.49	212,974,430.88
	626,463,145.26	10,713,145.24
	92,141,553.99	59,635,138.48
	9,862,523.98	2,510,175.97
	728,467,223.23	72,858,459.69
	-168,186,963.74	140,115,971.19
	-60.20	
	23,590,238.79	-16,320,192.24
	368,661,929.31	404,035,408.57
	392,252,168.10	387,715,216.33

6

	159,365.00	149,820.00
	1,864,827,593.53	1,006,878,775.49
	1,864,986,958.53	1,007,028,595.49
		173,729.00
	9,254,590.94	8,441,359.76
	1,545,058.93	1,810,236.52
	1,284,637,109.03	1,168,317,900.25
	1,295,436,758.90	1,178,743,225.53
	569,550,199.63	-171,714,630.04
	3,357,391.10	285,369.86

		560.00
		31,971,333.33
	3,357,391.10	32,257,263.19
	237,360.00	78,380.00
	10,527,900.00	125,945,000.00
	10,765,260.00	126,023,380.00
	-7,407,868.90	-93,766,116.81
	165,000,000.00	190,000,000.00
	165,000,000.00	190,000,000.00
	595,000,000.00	
	71,089,585.75	47,683,808.45
	1,250,000.00	1,250,000.00
	667,339,585.75	48,933,808.45
	-502,339,585.75	141,066,191.55
	59,802,744.98	-124,414,555.30
	87,703,414.71	266,616,082.09
	147,506,159.69	142,201,526.79

	789,54 0,919. 00				764,201 ,611.33		-48.99	157,950 .05	138,522 ,789.85		756,229 ,324.32	195,457 ,122.72	2,644,1 09,668. 28
					-167,03 5.52								-167,03 5.52
	789,54 0,919. 00				764,034 ,575.81		-48.99	157,950 .05	138,522 ,789.85		756,229 ,324.32	195,457 ,122.72	2,643,9 42,632. 76
							112.14	-79,705. 24			37,287, 446.90	2,982,8 96.08	40,190, 749.88
							112.14				49,791, 423.94	3,404,5 40.25	53,195, 964.19
1													
2													
3													
4													

	789,540,919.00				762,823,848.59			134,553,960.04		758,845,153.51	90,688,673.86	2,536,452,555.00	
					1,377,762.74		-48.99	157,950.05	3,968,829.81		-2,615,829.19	104,768,448.86	107,657,113.28
							-48.99				17,143,819.00	-216,361.41	16,927,408.60
					30.73							34,393,967.99	34,393,998.72
1												53,455,000.00	53,455,000.00
2													
3													
4					30.73							-19,061,032.01	-19,061,001.28
									3,968,829.81		-19,759,648.19	-2,934,359.40	-18,725,177.78
1									3,968,829.81		-3,968,829.81		
2													
3											-15,790,818.38	-2,934,359.40	-18,725,177.78
4													
					1,377,732.01								1,377,732.01
1													
2													
3													

4					1,377,7 32.01								1,377,7 32.01	
								157,950 .05					25,201. 68	183,151 .73
1								2,833,0 40.29					89,775. 74	2,711,5 98.54
2								-2,675,0 90.24					-64,574 .06	-2,528,4 46.81
													73,500, 000.00	73,500, 000.00
													789,54 0,919. 00	

2											
3											
4											
										-11,843,113.79	-11,843,113.79
1											
2										-11,843,113.79	-11,843,113.79
3											
1											
2											
3											
4											

	789,540, 919.00				532,121,2 53.54				118,498,7 24.97	482,109 ,650.00	1,922,270 ,547.51
					97,237,79 2.11				3,968,829 .81	19,928, 649.93	121,135,2 71.85

					97,237,76 1.38						97,237,76 1.38
	789,540, 919.00				629,359,0 45.65				122,467,5 54.78	502,038 ,299.93	2,043,405 ,819.36

"

" " " 1989 3 9 1989 1

1993 3 2

1993 12

1993 4 1993 3 26

440400000142072

1999 9 30 1999

100%

100%

50%

60%

2006 11 27 2006

1999

100%

344, 997, 420. 00 2006

10

2

1

6

1

2

2

3

4

7

1
2
3
4
5

8

9

1

2

10

1

2

1

2

3

4

5

3

1

2

1

2

4

5

6

1

30%

11

1

	1,000
	500

2

1-	

1 1	3.00%	3.00%
1 2	10.00%	10.00%
2 3	30.00%	30.00%
3	50.00%	50.00%
3 4		
4 5		
5		

3

--	--

4

12

1

2

3

4

5

1

2

13

1

2

3

4

14

1

2

2.1

2.2

3%+k@,%#%F,%(F@Rf,46AS,%âP%âA,âCi,%sD+s+O;08PaQ,Ëi)0L#-s(CMÈBL;CtMsBIRrà)Kt)Fd%âCR08P

3

3.1

3.2

3.3

15

16

1

1

2

2

		20-40	5.00%	2.38-4.75
		4-15	5.00%	6.33-23.75
		5-6	5.00%	15.83-19
		3-5	5.00%	19-31.67
		30-50	5.00%	1.9-3.2
		10-20	5.00%	

3

2

4

1

3

17

1

2

3

18

1

1

2

3

2

3

3

4

19

81

20

21

1

1

1

2

2

1

2

3

4

5

6

7

3

4

2

1

1

23

1

2

24

1

2

1

3

4

25

1

1
2
3

2

26

27

28

1

1

2

2

3

1

29

1

1

2

2

30 /

31

1

1

2

2

1

2

32

·
·
·

·
·
·

2012 16

1%

" " " "

- 1
- 2
- 3
- 4
- 5
- 6
- 7
- 8
- 9
- 10

33

1

2

34

1

		17% 11% 6% 3%
		3% 5%
		7%

		25%
		3%
		2%

	15%
	12.5%
	15%

2

1 [2008] 156

50%

2 [2007] 512

[2008] 46

2008 1 1

[2008] 116 " "

2012

[2008] 1514 2011 1 1 2013 12 31

2014 1 1 2016 12 31

2014

3

2012 2013 58

2012 GF201244000453

3 2012 2012

15%

4

2011 58

2012 12

2014

10%

15%

2011 1 1

2020 12 31

3

1

	140,175.86	873,818.04
	392,111,992.24	367,788,111.27
	20,597,152.20	66,273,665.97
	412,849,320.30	434,935,595.28
	20,020.37	15,687.52

	20,597,152.20	55,352,581.14
		1,000,000.00
		1,903,595.17
		2,983,888.62
		5,033,601.04
	20,597,152.20	66,273,665.97

2

3

4

1

	21,633,612.39	25,766,650.62
	21,633,612.39	25,766,650.62

2

3

--	--

5

1

	389,640, 818.95	98.39 %	17,111,5 06.65	4.39%	372,529,3 12.30	256,964 ,144.76	97.65%	9,328,369 .72	3.63%	247,635,77 5.04

	389,640,818.95	17,111,506.65	4.39%
--	----------------	---------------	-------

2

7,775,155.82

0.00

3

4

单位名称	与本公司关系	金额	比例
第一名	非关联方	50,887,163.61	12.85%
第二名	非关联方	42,774,858.61	10.80%
第三名	非关联方	23,769,133.38	6.00%
第四名	非关联方	19,867,160.00	5.02%
第五名	非关联方	18,783,300.00	4.74%
合计		156,081,615.60	39.41%

5

6

6

1

1	178,701,278.50	97.11%	175,064,883.68	95.73%
1 2	1,370,927.45	0.74%	5,476,914.18	3.00%

2	3	920,681.69	0.50%	1,145,893.96	0.63%
3		3,028,346.89	1.65%	1,179,565.73	0.64%
		184,021,234.53	--	182,867,257.55	--

2

单位名称	与本公司关系	金额	占预付款期末余额合计数的比例
第一名	关联方	61,958,293.91	33.67%
第二名	非关联方	29,661,450.00	16.43%
第三名	非关联方	23,280,228.00	12.65%
第四名	非关联方	22,880,000.00	12.43%
第五名	非关联方	22,880,000.00	12.43%
第六名	非关联方	17,600,000.00	9.57%

7

8

1

()		
	0.00	39,492,544.13
	0.00	39,492,544.13

2

1

9

1

	36,296,040.10	27.98%	23,881,263.98	65.80%	12,414,776.12	36,296,040.10	27.09%	20,223,017.43	55.72%	16,073,022.67
	53,430,331.95	41.18%	4,103,190.02	7.68%	49,327,141.93	82,610,840.64	61.67%	3,668,407.31	4.44%	78,942,433.33
	40,008,346.82	30.84%	12,365,902.13	30.91%	27,642,444.69	15,055,480.66	11.24%	15,055,480.66	100.00%	0.00
	129,734,718.87	100.00%	40,350,356.13	31.10%	89,384,362.74	133,962,361.40	100.00%	38,946,905.40	29.07%	95,015,456.00

	20,509,376.12	8,094,600.00	39.47%
	15,786,663.98	15,786,663.98	100.00%
	36,296,040.10	23,881,263.98	--

1			
1	35,153,085.00	1,054,592.55	3.00%
1 2	15,080,035.70	1,508,003.57	10.00%
2 3	290,058.63	87,017.59	30.00%
3	2,907,152.62	1,453,576.31	50.00%
3 4			
4 5			
5			
	53,430,331.95	4,103,190.02	7.68%

2

1,403,450.73

0.00

3

4

	9,912,825.83	13,017,143.42
	24,164,167.29	22,077,157.16
	29,040,000.00	31,605,886.23
	21,821,925.14	15,786,663.98
	44,795,800.61	51,475,510.61
	129,734,718.87	133,962,361.40

5

		22,200,000.00	1	17.11%	0.00
		20,509,376.12	1 2	15.81%	8,094,600.00
		15,786,663.98	3	12.17%	15,786,663.98
		4,073,914.50	3	3.14%	4,073,914.50
		3,654,791.17	1	2.82%	109,643.74
	--	66,224,745.77	--	51.05%	28,064,822.22

6

7

8

10

1

	17,310,270.32	119,133.91	17,191,136.41	25,497,945.62	487,561.77	25,010,383.85
	33,823,145.61		33,823,145.61	58,573,591.77		58,573,591.77
				143,257.72		143,257.72
	5,963,842.87	1,968,591.54	3,995,251.33	2,509,721.30	1,868,922.42	640,798.88
	115,077.63		115,077.63	995,518.58		995,518.58
	2,015,424.47		2,015,424.47	2,944,121.91		2,944,121.91
	59,227,760.90	2,087,725.45	57,140,035.45	90,664,156.90	2,356,484.19	88,307,672.71

2

	487,561.77			368,427.86		119,133.91

	1,868,922.42	99,669.12				1,968,591.54
	2,356,484.19	99,669.12		368,427.86		2,087,725.45

3

4

11

12

13

	1,455,889.84	1,049,505.67
	1,455,889.84	1,049,505.67

14

1

--	--	--

	5.35			5.35						
(20,000,000			20,000,000					16.67%	
)	.00			.00						
	190,442,90			190,442,90					4.12%	
	0.00			0.00						
	182,426,25			182,426,25					25.00%	
	0.00			0.00						
		307,956,21		307,956,21					30.00%	
		1.17		1.17						
	1,050,741,	307,956,21		1,358,698,	12,521,000			12,521,000	--	59,994,000
	906.94	1.17		118.11	.00			.00		.00

4

	12,521,000.00			12,521,000.00
	12,521,000.00			12,521,000.00

5

		-2,212,96						32,637,48	
		5.78						3.51	
		1,201,353						15,057,88	
		.65						8.29	
7,90		1,556,396						13,454,66	
0.00		.71						9.08	
		-2,833,50						188,112,1	
		9.86						80.14	

	593,274,3 01.21	10,527,90 0.00	0.00	-24,830,6 87.25	0.00	0.00	0.00	0.00	-307,956, 211.17	271,015,3 02.79	
	593,274,3 01.21	10,527,90 0.00	0.00	-24,830,6 87.25	0.00	0.00	0.00	0.00	-307,956, 211.17	271,015,3 02.79	

18

1

1.	179,046,416.90			179,046,416.90
2.				
1				
2 \				
3				
3.	1,017,973.28			1,017,973.28
1				
2	1,017,973.28			1,017,973.28
4.	178,028,443.62			178,028,443.62
1.	27,415,065.41			27,415,065.41
2.	2,215,324.02			2,215,324.02
1	2,215,324.02			2,215,324.02
3.				
1				
2				
4	29,630,389.43			

1.				
2.				
1				
3				
1				
2				
4.				
1.	148,398,054.19			148,398,054.19
2.	151,631,351.49			151,631,351.49

2

3

	19,216,294.35	

19

1


1.	485,217,615.87	272,095,083.49		69,791,477.59	1,548,390,082.11	2,375,494,259.06
2.	13,730,102.31	4,874,078.94		8,422,463.04	285,819,348.30	312,845,992.59
1		4,874,078.94		8,422,463.04	285,819,348.30	299,115,890.28

2						
	13,730,102.31					13,730,102.31
3						
3.	4,895,878.92	2,010.00		4,197,251.16	386,944,632.00	396,039,772.08
1	4,895,878.92	2,010.00		4,197,251.16	386,944,632.00	396,039,772.08
4.	494,051,839.26	276,967,152.43		74,016,689.47	1,447,264,798.41	2,292,300,479.57
1.	88,821,351.71	135,122,353.89		44,349,765.55	339,985,222.93	608,278,694.08
2.	9,702,976.91	8,444,777.68		5,357,475.86	36,761,402.91	60,266,633.36
1	9,702,976.91	8,444,777.68		4,021,611.06	34,761,920.85	56,931,286.50
2				1,335,864.80	1,999,482.06	3,335,346.86
3.	409,000.57	2,010.00		3,734,598.05	194,104,090.50	198,249,699.12
1	409,000.57	2,010.00		3,734,598.05	194,104,090.50	198,249,699.12
4.	98,115,328.05	143,565,121.57		45,972,643.36	182,642,535.34	470,295,628.32

3.						
1						
4.						

20

1



	808,280, 000.00	23,949,3 48.14	22,779,4 36.93	20,756,5 49.99		25,972,2 35.08	11.23%		2,387,51 5.00	1,940,62 5.00	5.91%	
	198,870, 000.00	7,213,10 1.45	11,499,1 73.29	11,796,8 73.59		6,915,40 1.15	34.23%		200,776. 66	0.00		
	1,694,51 2,000.00	313,264, 245.61	98,396,9 81.73	52,411,8 83.27		359,249, 344.07	--	--	13,529,2 73.11	7,779,71 3.61		--

3

21

			41,117.96
			41,117.96

22

	27,256.32	-182,809.47

2

24

25

1

1.	270,951,044.25			23,353,853.90	294,304,898.15

	11,003,811.22					11,003,811.22
--	---------------	--	--	--	--	---------------

2

28



	8,020,767.16	2,005,191.79	7,927,075.64	1,981,768.91
	27,622,108.96	6,905,527.24	28,160,938.79	7,040,234.70
	35,642,876.12	8,910,719.03	36,088,014.43	9,022,003.61

3

		22,483,950.89		23,097,430.55
		8,910,719.03		9,022,003.61

4

5

30

	169,179,089.02	95,929,481.75
	169,179,089.02	95,929,481.75

31

1

	375,000,000.00	400,500,000.00
	375,000,000.00	400,500,000.00

2

32

33

34

	173,783,674.47	254,473,792.80
	173,783,674.47	254,473,792.80

0

35

1

1	230,817,510.30	217,366,957.33
1	47,441,919.16	26,384,879.00
	278,259,429.46	243,751,836.33

36

1

--	--	--

1	101,458,700.09	44,338,579.18
1-2	561,008.27	757,004.37
2-3	104,491.97	988,690.24
3	502,956.35	137,772.55
	102,627,156.68	46,222,046.34

2 **1**

8 3	70,200.00	
	60,240.00	
26 a	29,200.00	
	159,640.00	--

3

37

1

	37,705,385.24	70,623,735.15		

2	2,096,460.64			2,096,460.64
3	3,726.66	4,304,395.85	4,324,272.81	-16,150.30
	3,337.49			
	247.66			
	141.51			
4	90,253.69	3,769,426.43	3,791,414.82	68,265.30
5	2,638,594.18	338,714.70	758,105.13	2,219,203.75
6				
7				
8		47,331.68	47,331.68	0.00
	37,705,385.24	70,623,735.15	76,087,208.68	32,241,911.71

3

1	2,379.71			2,379.71
2	7,075.98			7,075.98
3	1,250,985.70			1,250,985.70
	1,260,441.39			1,260,441.39

38

		-14,972,458.72	-28,778,510.01
		1,180,028.57	2,697,873.52
		11,711,230.10	20,229,393.50
		874,791.41	2,363,937.19
		559,281.99	244,739.81

	190,025.29	778,051.11
	295,845.31	117,316.64
	110,983.64	62,781.49
	580,109.17	496,595.02
	81,131.48	268,545.42
	69,644.19	131,215.79
	680,612.43	-1,388,060.52

39

	1,079,631.08	1,310,440.96
	11,333,333.24	28,333,333.26
		1,244,833.43
	12,412,964.32	30,888,607.65

40

	10,559,766.89	11,608,958.09
	10,559,766.89	11,608,958.09

41

1

--	--	--

	54,983,478.47	99,589,977.20
	0.00	300,937,500.00
	16,959,420.00	16,959,420.00
	36,379,836.83	26,978,167.25
	25,080,408.28	12,848,424.60
	39,680,780.86	11,218,766.69
	173,083,924.44	468,532,255.74

2 1

	17,072,585.08	
	16,959,420.00	
	34,032,005.08	--

42

43

	19,500,000.00	19,500,000.00

44

45

1

	638,018,276.27	664,083,760.04
	239,000,000.00	
	877,018,276.27	664,083,760.04

46

1

	498,990,000.00	498,232,500.00
	498,990,000.00	498,232,500.00

2

	500,000,000.00	2011 03 01	2019 03 01	492,425,000.00	498,232,500.00		16,999,999.98			16,242,499.98	498,990,000.00
	--	--	--	492,425,000.00	498,232,500.00		16,999,999.98			16,242,499.98	498,990,000.00

3

4

47

1



						/
	1,830,040.39					1,830,040.39
	28,138,608.54		1,940,458.58			26,198,149.96
-TAPA	154,699.73					154,699.73
-	395,833.25					395,833.25
VMI	382,666.54					382,666.54
2014	346,006.61					346,006.61
	452,761.02		55,258.26			397,502.76
	1,362.00		1,362.00			0.00
		964,700.00				964,700.00
	31,701,978.08	964,700.00	1,997,078.84			30,669,599.24
						--

52

53

		+					
	789,540,919.00					789,540,919.00	

54

55

	480,270,086.49			480,270,086.49
	283,931,524.84		167,035.52	283,764,489.32
	764,201,611.33		167,035.52	764,034,575.81

56

57



	-48.99	112.14			112.14		63.15
	-48.99	112.14			112.14		63.15

58

	157,950.05	1,577,247.37	1,656,952.61	78,244.81
	157,950.05	1,577,247.37	1,656,952.61	78,244.81

59

	104,506,659.69			104,506,659.69
	34,016,130.16			34,016,130.16
	138,522,789.85			138,522,789.85

60

		756,229,324.32	758,845,153.51
	+ -		
		756,229,324.32	758,845,153.51

	49,130,560.69	17,143,819.00
		3,968,829.81
	11,843,113.79	15,790,818.38
	793,516,771.22	756,229,324.32

- 1) 0.00
- 2) 0.00
- 3) 0.00
- 4) 0.00
- 5) 0.00

61

	973,618,621.53	793,082,946.39	855,737,966.44	729,551,835.74
	20,048,828.14	4,799,241.13	12,275,533.69	5,125,364.84
	993,667,449.67	797,882,187.52	868,013,500.13	734,677,200.58

62

	2,246,921.00	2,126,244.76
	1,522,497.58	737,731.46
	954,579.98	916,101.28
	806,601.40	475,029.28
	82,813.38	81,255.23
	869,987.25	1,242,022.74
	351,102.63	522,881.82
	6,834,503.22	6,101,266.57

63

	15,403,843.70	13,895,815.38
	302,964.80	495,240.20
	1,354,295.74	1,005,827.43
	589,106.99	1,749,884.51
	22,248,360.92	18,411,490.15
	39,898,572.15	35,558,257.67

64

	27,816,172.92	26,145,426.93
	4,322,749.53	3,632,782.34
	2,680,985.46	2,563,156.74
	2,131,460.65	1,835,435.81
	4,077,202.38	3,593,368.47
	2,788,215.04	2,394,130.71
	19,897,341.64	11,965,554.21
	63,714,127.62	52,129,855.21

65

	55,907,604.42	37,019,789.33
	414,974.63	352,316.67
	312,500.00	312,500.00
	221,795.10	120,096.72
	-57,858.32	74,702.33
	1,612.00	2,190.08
	55,970,678.57	37,176,961.79

66

	10,072,552.25	1,843,062.39

	676,378.77	285,369.86
	35,783,120.27	-22,739,524.42

69

	4,007,112.40	1,061,534.28	4,007,112.40
	4,007,112.40	1,061,534.28	4,007,112.40
	5,778,620.34	3,404,253.90	5,778,620.34
	833,479.01	828,554.28	833,479.01
	10,619,211.75	5,294,342.46	10,619,211.75

			/
	134,048.47	95,689.87	
	96,516.25	2,375.84	
		1,032,808.18	
	107,597.04	225,780.01	
	1,940,458.58	1,600,000.00	
		447,600.00	
	2,000,000.00		
	1,500,000.00		
	5,778,620.34	3,404,253.90	--

70

--	--	--	--

	1,147,345.12	77,611.97	1,147,345.12
	1,147,345.12	77,611.97	1,147,345.12
	517,500.00	5,000.00	517,500.00
	8,904.00	55,512.32	8,904.00
	141,503.10	1,003,270.42	141,503.10
	1,815,252.22	1,141,394.58	1,815,252.22

72

73

1

	7,735,626.73	14,281,156.85
	156,701,126.43	153,118,585.98
	19,123,010.98	22,211,673.11
	183,559,764.14	189,611,415.94

2

	6,741,235.34	13,335,127.23
	176,359,378.78	163,427,772.93
	27,306,862.13	65,656,660.66
	13,417,027.02	70,418,444.13
	223,824,503.27	312,838,004.95

3

	0.00	31,971,333.33
		31,971,333.33

4

	13,000.00	
	13,000.00	

5

	34,607,900.00	
		1,099,175.98
	34,607,900.00	1,099,175.98

6

	1,250,000.00	1,250,000.00
	7,543,649.62	
	1,068,874.36	1,260,175.97
	9,862,523.98	2,510,175.97

74

1

1	--	--
	53,195,964.19	-26,433,249.60
	10,072,552.25	1,843,062.39
	54,759,350.19	31,642,701.92
	4,887,737.23	4,525,296.65
	853,323.06	853,323.06
	-3,967,654.19	-976,661.68
		0.00
		0.00
	55,970,678.57	36,620,388.18
	-35,783,120.27	22,806,398.96

	613,479.66	-1,006,795.42
	-111,284.58	-198,304.98
	31,167,637.26	1,364,890.99
	-116,900,454.96	-444,356,210.68
	71,957,972.86	433,105,526.70
	126,716,181.27	59,790,366.49
2	--	--
3	--	--
	392,252,168.10	387,715,216.33
	368,661,929.31	404,035,408.57
	23,590,238.79	-16,320,192.24

2

	--
	--

3

	--
	--
	--

4

	392,252,168.10	368,661,929.31
	140,175.86	873,818.04
	392,111,992.24	367,788,111.27
	392,252,168.10	368,661,929.31

75

76

77

78

79

1

2

3

4

5

6

1**1**


				55.88%	44.12%	
					98.08%	

					100.00%	
					100.00%	
					100.00%	
					100.00%	
					100.00%	

				100.00%		
				100.00%		



2015



100.00%

	35.31	79.38	14.69	09.73		09.73	84.69	52.41	37.10	51.81		51.81
	10,954,715.40	41,483,306	10,996,198.76	3,408,084.59		3,408,084.59	10,469,503.40	36,961.14	10,506,464.54	2,953,275.84		2,953,275.84
	13,791,292.29	357,085,789.08	370,877,081.37	112,358,535.26	29,711,902.66	142,070,437.92	19,100,952.65	360,583,288.92	379,684,241.57	120,433,382.97	31,868,522.92	152,301,905.89

	21,648,733.33	6,986,213.26	6,986,213.26	49,881,315.09	23,910,773.33	7,601,193.01	7,601,193.01	25,286,386.24	
	48,846,138.70	4,808,129.41	4,808,129.41	14,036,445.60	36,157,938.34	1,452,777.84	1,452,777.84	28,708,488.78	
	10,185,027.61	1,529,663.16	1,529,663.16	-75,546.66	8,923,447.84	1,370,370.96	1,370,370.96	3,300,108.92	
	35,060,940.88	2,540,919.67	2,540,919.67	10,915,328.53	28,540,565.83	2,407,228.02	2,407,228.02	-1,865,135.76	
	6,247,961.25	34,925.47	34,925.47	1,626,059.31	5,153,160.85	-58,641.91	-58,641.91	-491,956.60	
	21,142,383.21	1,504,013.01	1,504,013.01	11,829,486.29	32,448,893.45	1,709,451.77	1,709,451.77	26,787,783.85	

2

1

2015 3

95% 98.08%

2

/	309,171,634.39
--	
--	309,171,634.39
/	309,171,634.39
/	309,004,598.87
	167,035.52
	167,035.52

3

1

20%			20%			

30%

2015 4 3

4

	/	/
	--	--

	--	--
--		
--		
--		
	--	--
	271,015,302.79	262,210,368.48
	--	--
--	-24,830,687.25	-17,837,669.73
--		
--	-24,830,687.25	-17,837,669.73

4

				/	
					50.00%

5

6

()	

5

1

/

--	--	--	--	--	--

		1,063,875.61		681,354.50
				811,895.00
				5,589,060.27
		3,013,635.87		
		883,226.90		
		90,807.93		
		1,863,727.23		

/



		46,800.00	
		15,222.89	

2 / /

3

		1,615,168.80	1,615,168.80
		27,990.00	122,640.00
			265,860.00
		290,230.50	276,937.50

		22,326.70	23,555.70
		138,000.00	138,000.00
		151,327.20	14,600.00
		11,395.20	29,450.40

4

	19,500,000.00	2010	11	18	2015	11	17

	240,000,000.00	2014 04 10	2015 04 10	
	20,000,000.00	2014 06 06	2015 06 05	
	150,000,000.00	2014 06 06	2015 06 05	
	10,000,000.00	2014 03 31	2016 03 30	
	100,000,000.00	2014 03 31	2016 03 30	
	150,000,000.00	2014 03 05	2015 03 05	
	30,000,000.00	2014 03 05	2015 03 05	
	20,000,000.00	2014 03 05	2015 03 05	

2012 3

12 23

4 16

6

		36,965.36	6,084.64	35,217.79	1,550.04
		54,379.46	1,631.38	248,440.75	

6N

				95,354.90	
				30,000.00	
		2,790,240.09	83,707.20		
				56,186.67	561.87

32,500.00

	()	165,793.96	
		1,674,116.37	
		355,300.00	
		2,540,370.39	
		1,021,969.80	28,713.64
		8,788,990.00	
		2,100,000.00	2,100,000.00
		792,270.00	6,686,455.00
			300,937,500.00
			105,000.00
			173,250.00
		32,159.77	
		10,000.00	

7

8

1

2

3

4

1

1

2

1

	336,991,060.65	98.67%	18,182.83	0.01%	336,972,877.82	778,804,637.62	99.42%	18,182.83		778,786,454.79
	4,543,914.50	1.33%	4,543,914.50	100.00%		4,543,914.50	0.58%	4,543,914.50	100.00%	
	341,534,975.15	100.00%	4,562,097.33	1.34%	336,972,877.82	783,348,552.12	100.00%	4,562,097.33	0.58%	778,786,454.79

1			
1			

1	2			
2	3	13,461.00	4,038.30	30.00%
3		27,578.00	14,144.53	51.29%
3	4			
4	5			
5				
		41,039.00	18,182.83	44.31%

组合名称	期末余额		
	其他应收款	坏账准备	计提比例
关联方组合	336,950,021.65		
合计	336,950,021.65		

2

0.00

0.00

3

4

	336,950,021.65	778,630,598.62
	4,000.00	4,000.00
	4,580,953.50	4,713,953.50
	341,534,975.15	783,348,552.12

5



	316,897,815.54			316,897,815.54		
	5,100,000.00			5,100,000.00		
	14,693,250.42			14,693,250.42		

	1,851,184,866.27			1,851,184,866.27		9,509,739.73

2

	331,063,932.73			-23,107,721.56					-307,956,211.17	0.00
	34,850,449.29			-2,212,965.78					32,637,483.51	
	21,187,322.18			565,759.59					21,753,081.77	
	1,370,372.37	10,527,900.00		1,556,396.71					13,454,669.08	
	388,472,076.57	10,527,900.00		-23,198,531.04					-307,956,211.17	67,845,234.36
	388,472,076.57	10,527,900.00		-23,198,531.04					-307,956,211.17	67,845,234.36

3

4

	4,804,065.98		1,121,153.33	

	165,571.91	
	1,574,478.67	
	97,663.46	
	7,808,196.17	--

1

1

2

		/	/
	2.02%	0.0631	0.0631
	1.70%	0.0532	0.0532

3

1

2

3

4

